

LO566TYL4-70H

Features

All Plastic Mold Type
 High Luminous Intensity
 Low Current Requirement
 Tinted Diffused Lens
 Wide Viewing Angle Up To 70° x 45°
 This Product DOES NOT Have Stand-Offs

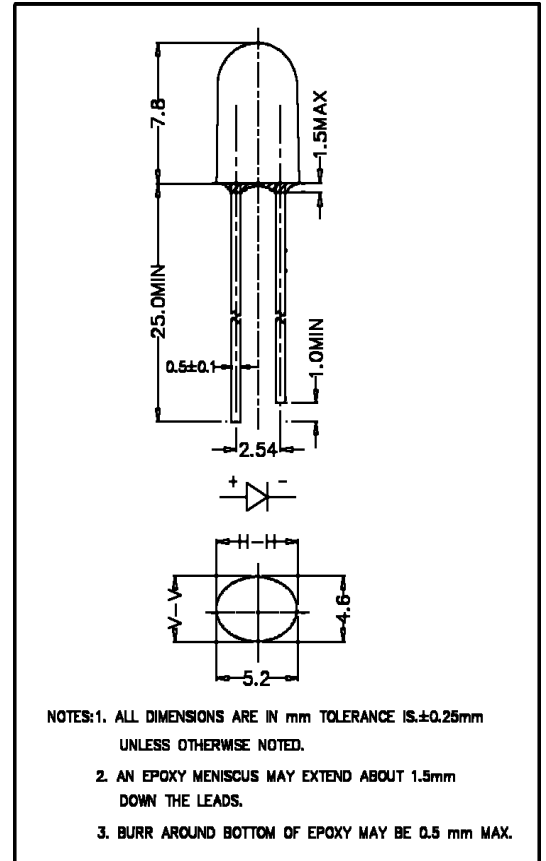
Applications

Backlighting
 Full Color/RGB Video Signs
 Time/Temperature Boards
 VMS



ATTENTION

OBSERVE PRECAUTIONS
 ELECTROSTATIC
 SENSITIVE DEVICES



Maximum Ratings (Ta=25°C)

Characteristic	Symbol	Max.	Unit
Forward Current	I _F	50	mA
Reverse Voltage	V _R	5	V
Power Dissipation	P _D	150.00	mW
Operating Temperature	T _{opr}	-40 ~ +95	°C
Storage Temperature	T _{stg}	-40 ~ +100	°C
Soldering Temperature	T _{sol}	260	°C
Soldering Time	-	for 5 sec. max	-

Opto-Electrical Characteristics (Ta=25°C)

Characteristic	Symbol	Test Condition	Min	Typ	Max	Unit
Forward Voltage	V _F	I _F =20mA	1.70	2.10	2.60	V
Reverse Current	I _R	V _R =5V	-	-	100	μA
Luminous Intensity	I _v	I _F =20mA	550.00	800.00	-	mcd
Viewing Angle	2θ ^{1/2}	-	-	70° x 40°	-	deg.
Peak Wavelength	λ _p	I _F =20mA	-	594	-	nm
Dominant Wavelength	λ _d	I _F =20mA	-	591	-	nm
Spectral Line Half Width	Δλ	I _F =20mA	-	20	-	nm

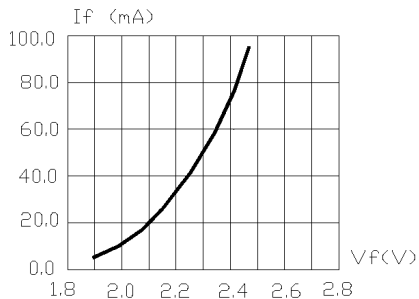


FIG.1 FORWARD CURRENT VS. FORWARD VOLTAGE.

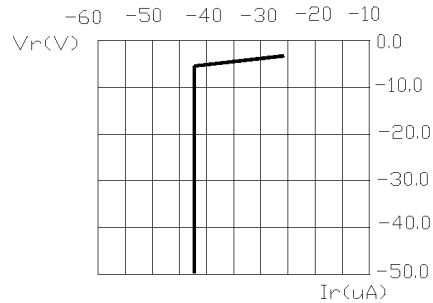


FIG.2 REVERSE CURRENT VS. REVERSE VOLTAGE.

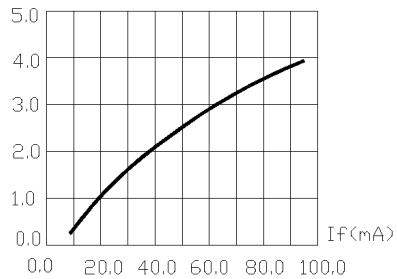


FIG.3 RELATIVE LUMINOUS INTENSITY VS. FORWARD CURRENT.

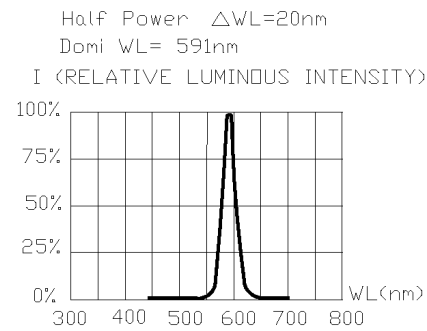


FIG.4 RELATIVE LUMINOUS INTENSITY VS. WAVELENGTH.

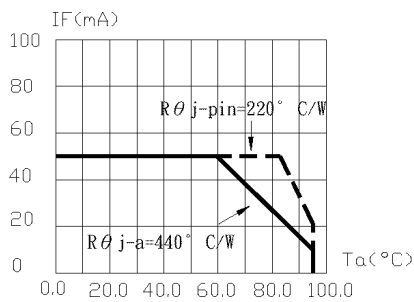


FIG.5 MAXIMUM FORWARD DC CURRENT VS AMBIENT TEMPERATURE ($T_{jmax}=105^{\circ}C$)

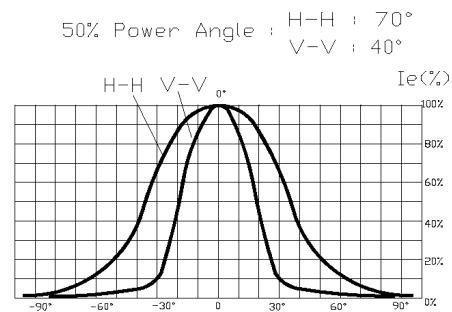


FIG.6 FAR FIELD PATTERN

1. Cathode PAD Area (0.18 × 0.18inch²)
2. Height above nominal seating plane in inches(0.3inch)